

Proposed Residential Development, Maes Emlyn, Rhyl, Denbighshire LL18 4AB  
"Domestic Lighting Plan"

External Security Lighting/Alarm Installation:

Approved Document Q (Security-Dwellings); Section 3: Security Lighting.  
Application: Requirement Q1 applies only to new dwellings.

General

All elevations containing entrance doors into a dwelling or the entrance doors and communal areas of a building containing dwellings should have external security lighting.

Application

External security lighting on an elevation containing an entrance to a dwelling should be a photo electric cell (dusk to dawn including a switched manual override control), utilising a low energy consumption light sources with an efficacy greater than 40 Lumens per circuit.

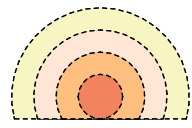
Bollard lighting, where used will be low wattage with minimal upward light spill and located away from areas featuring bat flight lines. Highway, footpaths and parking areas to achieve BS5489-1-2013."

Further advice is available in Secured by Design's New Homes 2019.

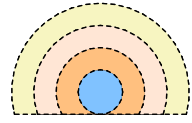


Example PIR style fitting to be used to all properties.

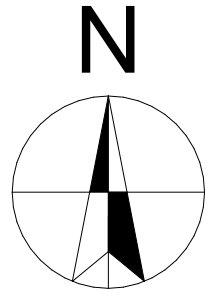
**Lighting Key (TBC):**



Low wattage dusk till dawn lamp to front of properties  
(Mounting height to be approx. +2.1m above FFL).



Low wattage dusk till dawn lamp to rear of properties  
(Mounting height to be approx. +2.1m above FFL).



Proposed Domestic Lighting Plan

1:250

| Revision: | Date: | By: | Notes: |
|-----------|-------|-----|--------|
|           |       |     |        |
|           |       |     |        |
|           |       |     |        |
|           |       |     |        |