

TREE SOLUTIONS



Arboricultural Method Statement

Maes Emlyn, Rhyl

Prepared for:

WALES & WEST HOUSING

Our Ref: 25/AMS/DEN/78 (Rev A)

February 2026

T 07766 774508 • **E** info@tree-solutions.co.uk

Tree Solutions Ltd • Registration in England & Wales • Company No. 04548951

SEQUENCE OF OPERATIONS

From commencement of the above development, the following methodology shall be implemented in the manner and sequence described:

1. Pre-commencement tree surgery works
2. Pre-contract site meeting – ‘Toolbox Talk’
3. Erect temporary protective fencing
4. Main demolition & construction phase
5. Remove temporary fencing
6. Landscaping within RPA
7. Arboricultural site supervision

1. Pre-Commencement Tree Surgery Works

1. All tree removals shall be undertaken in accordance with the approved Tree Survey Schedule (Appendix 1) prior to the erection of protective fencing.
2. Care shall be taken to prevent direct or indirect damage to trees that are to be retained, including root incursion or compaction from vehicular access.
3. All tree works shall be carried out in accordance with the recommendations of *BS 3998:2010 – Recommendations for Tree Work*.
4. All operatives undertaking tree works shall utilise personal protective equipment (PPE) compliant with current Health and Safety Executive (HSE) standards and relevant industry codes of practice.
5. All arboricultural operations and equipment use shall comply with current HSE directives and sector best practice.
6. Any access facilitation pruning required shall be undertaken by qualified arborists and shall conform to *BS 3998:2010* standards.

2. Pre-Contract Site Meeting – ‘Toolbox Talk’

To outline working methods in relation to trees prior to any construction activity on site, a site meeting of the following shall take place:

1. Client
2. Main Contractor
3. Arboricultural Clerk of Works (ACoW)
4. Site Agent

3. Erect Temporary Tree Protective Fencing

1. Prior to commencement of any construction, preparation, excavation, or material deliveries the main contractor shall erect the temporary protective fencing as detailed in the ‘Tree Protection Specification’ and in the location indicated on the Tree Protection Plan.

4. Main Demolition/Construction Phase

1. There shall be no storage of construction material, site parking, site accommodation or equipment in any area designated as the Root Protection Area (RPA) and Construction Exclusion Zone (CEZ) and enclosed by Temporary Protective Fencing
2. No materials that are likely to have an adverse effect on tree health such as oil, bitumen or cement will be stored or discharged within 10 metres of the trunk of a tree that is to be retained. No fires will be lit
3. The site agent shall supervise deliveries by self-loading crane, with vehicles positioned in such a manner that retained trees are not at risk of damage

Cement Mixing

The cement mixer will be laid on top of plywood boards in a position outside the RPA of any trees. The mixer will be kept in this position throughout all development work.

Avoiding Damage to Stems and Branches

Care shall be taken when planning site operations in proximity to trees to ensure that wide or tall loads or plant with booms, jibs and counterweights can operate without encountering retained trees. Such contact can result in serious injury resulting in safe retention impossible.

On Site Storage of Spoil and Building Materials

Prior to and during all site construction works no spoil will be stored and no cement mixing will take place within the Root Protection Area of any tree on or adjacent to the site even if proposed site work is to be within the crown spread. Any encroachment within this protected area will only be with the prior agreement of the LPA Arboricultural Officer

5. Remove all Temporary Tree Protective Fencing

1. Tree protective fencing shall only be removed upon the completion of all construction activities and once all machinery, plant, and associated materials have been removed from site. This will ensure that retained trees remain safeguarded throughout the entire duration of the development works in accordance with *BS 5837:2012*

6. Landscaping within RPA of Trees

1. All soft landscaping works proposed within the Root Protection Area (RPA) of retained trees must be undertaken with extreme care to avoid damage to tree roots, soil structure, and natural drainage functions. The following strict requirements apply:

Prohibited Activities

- No mechanical excavation or rotovating shall be carried out within the RPA under any circumstances. This includes mechanical tilling, trenching, or use of power-driven cultivation equipment.
- No lowering or re-grading of existing soil levels is permitted within the RPA. Soil levels must remain as existing unless specifically approved in writing by the project arboriculturist following a site assessment.
- No heavy plant or tracked machinery shall enter or traverse the RPA unless on pre-approved load-bearing ground protection.

Turfing and Planting

- All turfing, planting, and soil amelioration within the RPA shall be carried out using hand tools only (e.g. spades, forks, trowels).
- When preparing ground for turfing, surface de-compaction (if required) shall be restricted to manual forking to a maximum depth of 100mm, avoiding any severance or tearing of roots greater than 25mm diameter.
- Where topsoil is to be introduced to facilitate turf or planting establishment, this must be spread manually and shall not exceed a depth of 100mm unless otherwise specified and agreed by the project arboriculturist.
- All planting pits within the RPA shall be excavated by hand, ensuring any roots encountered over 25mm diameter are retained and worked around or pruned cleanly under arboricultural supervision.

Oversight and Compliance

- All landscape operatives working within RPAs must be briefed on tree protection measures prior to commencement.
- Any unforeseen root conflicts or constraints encountered must be reported to the project arboriculturist for assessment and further instruction prior to proceeding.

These requirements are critical to preserving tree health and stability and form part of the approved tree protection strategy. Failure to adhere may result in enforcement action and/or remedial works at the contractor's expense.

7. Arboricultural Site Supervision

1. Initial Inspection of Protective Measures - All tree protection measures specified in this Arboricultural Method Statement (AMS) and shown on the Tree Protection Plan (TPP) shall be installed prior to the commencement of any site activity, including demolition, construction, or groundworks. The appointed Arboricultural Clerk of Works (ACoW) will carry out an inspection immediately following the erection of these protective measures.
 - Photographic evidence documenting the location, extent, and specification of all installed tree protection fencing and ground protection will be compiled.
 - This record will be submitted to the LPA Tree Officer upon completion for confirmation and approval.

TREE PROTECTIVE FENCING

Installation and Approval

Prior to the commencement of any demolition, site preparation, or construction activities (excluding those tree works specified within the Schedule of Works contained in this report), tree protection fencing shall be installed in the locations shown on the Tree Protection Plan (TPP) in accordance with the specifications outlined below.

The fencing shall be maintained in a safe and upright condition at all times. The site manager or other competent appointed person shall inspect the protective fencing daily and ensure that any breaches or damage are reported and rectified immediately.

Signage

Weather-resistant signage stating “*Protected Trees – Construction Exclusion Zone: No Access*” shall be attached to the fencing at a height of approximately 1.5 metres above ground level. Signs shall be affixed at regular intervals, facing outward from the Construction Exclusion Zone (CEZ) to ensure visibility from within the working site.

Duration

The protective fencing shall remain in place and be fit for purpose for the full duration of construction activities. It shall only be removed once all heavy machinery and site traffic have been removed and with the prior agreement of the project arboriculturist and/or the LPA Tree Officer.

Use Restrictions

Unless specifically detailed within this Arboricultural Method Statement or subsequently agreed in writing with the LPA, no operations shall be permitted within the fenced Construction Exclusion Zones. This includes, but is not limited to:

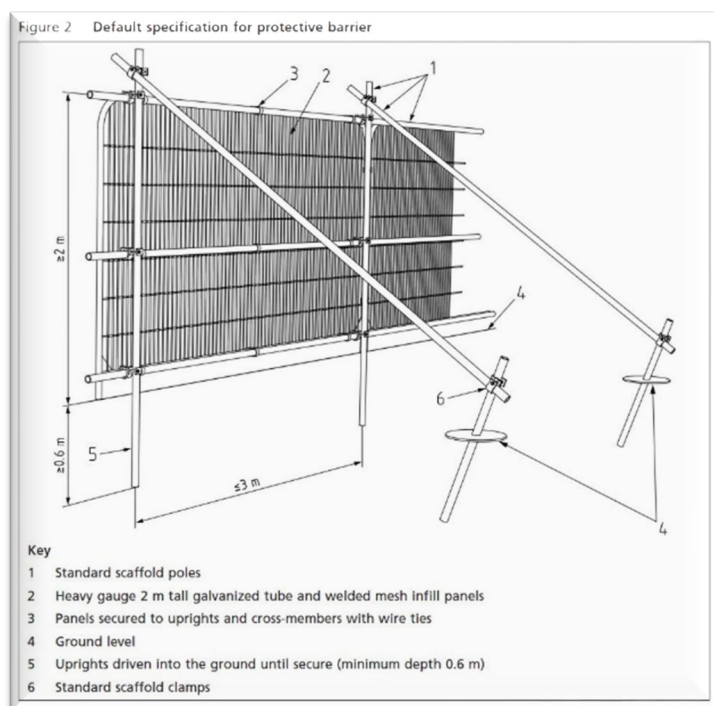
- Storage or movement of materials or plant
- Excavation or changes in soil levels
- Parking of vehicles
- Washing down or discharge of contaminants
- Lighting of fires or disposal of waste

Protective Fencing Detail

The fence types are shown on the Tree Protection Plan with the following colour key: -

1. **Magenta**

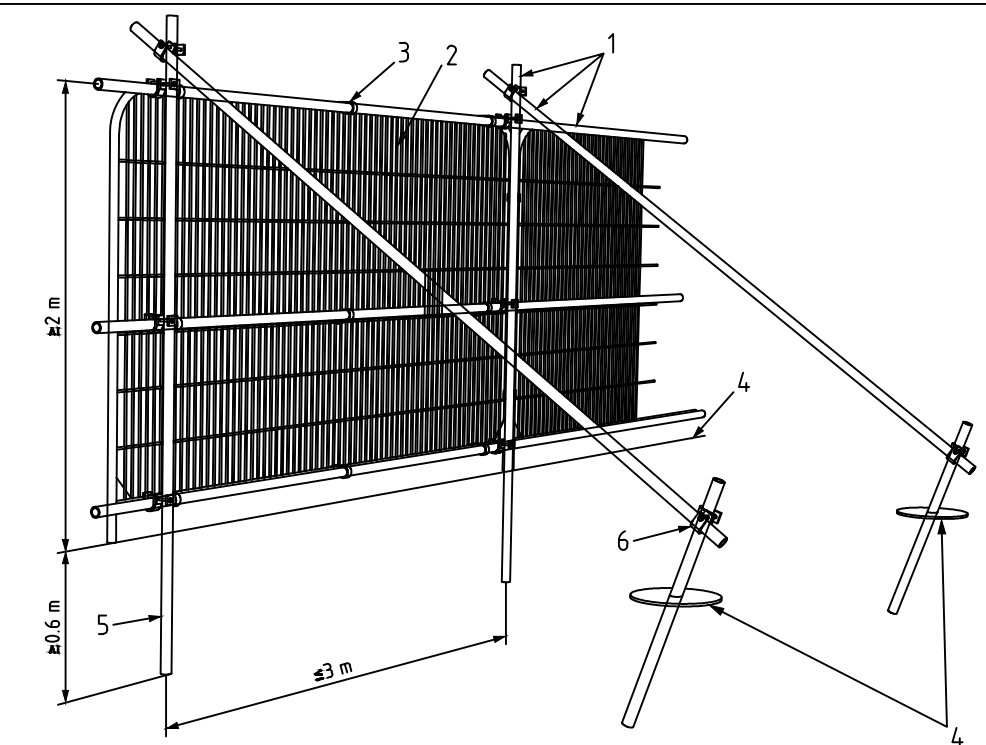
2.0M high heavy-duty Heras panels (with extra central support bar) mounted on scaffold poles (driven into the ground) and secured with anti-tamper bolts – as illustrated below.



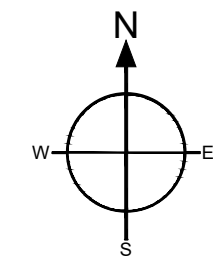
Appendix 1

Tree Protection Plan

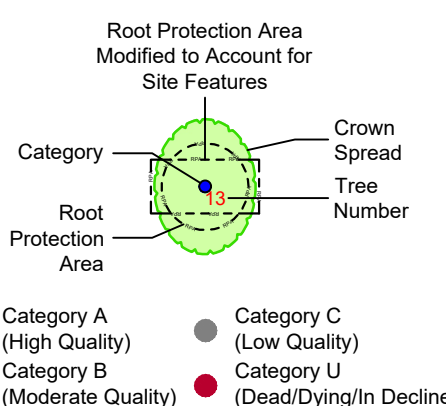
Figure 2 Default specification for protective barrier



- Key
- 1 Standard scaffold poles
 - 2 Heavy gauge 2 m tall galvanized tube and welded mesh infill panels
 - 3 Panels secured to uprights and cross-members with wire ties
 - 4 Ground level
 - 5 Uprights driven into the ground until secure (minimum depth 0.6 m)
 - 6 Standard scaffold clamps



Legend



Tree Proposed for Removal
NOTE: Tree/group numbers marked with an * have approximate locations.

Client:	Wales & West Housing		
Project:	Maes Emlyn, Rhyl		
Title:	Tree Protection Plan		
Scale:	1:250 @ A1	Date:	February 2026
Drawn By:	NB	Revision:	C
Job Ref:	25/ASIA/DEN/78	Drawing No:	03

Do not scale from this drawing all dimensions to be checked on site.
The copyright of this document resides with Tree Solutions Ltd unless assigned in writing by the company

Appendix 2

Tree Protection Sign



**PROTECTIVE FENCING. THIS
FENCING MUST BE
MAINTAINED IN ACCORDANCE
WITH THE APPROVED PLANS
AND DRAWINGS FOR THIS
DEVELOPMENT.**



**TREE PROTECTION AREA
KEEP OUT !**

**(TOWN & COUNTRY PLANNING ACT 1990)
TREES ENCLOSED BY THIS FENCE ARE PROTECTED BY
PLANNING CONDITIONS AND/OR ARE THE SUBJECTS OF A
TREE PRESERVATION ORDER.
CONTRAVENTION OF A TREE PRESERVATION ORDER MAY
LEAD TO CRIMINAL PROSECUTION**

**ANY INCURSION INTO THE PROTECTED AREA MUST BE
WITH THE WRITTEN PERMISSION OF THE LOCAL
PLANNING AUTHORITY**